



District Report Card: 2017


State: Bihar	District: Madhubani
Class: 8	Subject: Language
Schools: 50	Students: 1235


Participation/Coverage


Students

<div>GENDER</div> <div></div>	Boys		Girls	
	Number	%	Number	%
	580	46.96	655	53.04

<div>AREA</div> <div></div>	Rural		Urban	
	Number	%	Number	%
	1235	100.00	0	0.00

<div>CATEGORY</div> <div></div>	SC		ST		OBC		GEN	
	Number	%	Number	%	Number	%	Number	%
	244	19.76	3	0.24	811	65.67	177	14.33

<div>CWSN</div> <div></div>	LD	VI	HI	S&LD	ID	Oth
	1	3	4	5	1	0

<div>Management</div> <div></div>	Government		Government-aided	
	Number	%	Number	%
	1189	96.28	46	3.72

Average Performance of Students in Language (%)

Overall	Gender		Area		Management		Social Group			
	Male	Female	Rural	Urban	Govt.	Aided	SC	ST	OBC	GEN
56.86	57.13	56.62	56.86	0.00	56.92	55.36	55.38	35.56	56.79	59.59

Performance on Learning Outcomes (LOs)

Learning Outcomes	Description	Average Performance(%)
L813	Read textual/non-textual materials with comprehension and identifies the details, characters, main idea and sequence of ideas and events while reading	56.86

Range of Performance of Students who Answered Correctly							
Below 30%		30% - 50%		50% - 75%		Above 75%	
Number	%	Number	%	Number	%	Number	%
194	15.71	263	21.30	494	40.00	284	23.00

Lowest Performing Learning Outcomes (LOs)

1 - Read textual/non-textual materials with comprehension and identifies the details, characters, main idea and sequence of ideas and events while reading (56.86)